VJ06 (x8)

ELEVAÇÃO

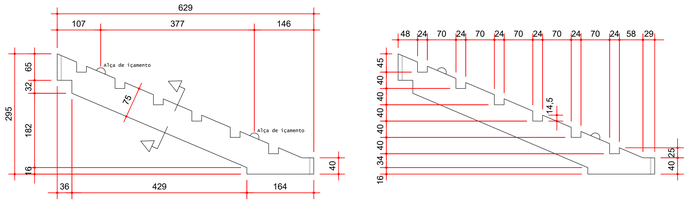

PLANTA

SEÇÃO

FURO INICIAL
(38 mm)

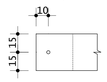

FURO FINAL
(38 mm)

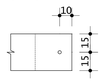

	AÇO	POS	BIT (mm)	QUANT	COMPRIMENTO UNIT (cm)	COMPRIMENTO TOTAL (cm)
VJ03						
	50A	1	25,0	5	668	3340
	50A	2	10,0	8	95	760
	50A	3	10,0	5	130	650
	50A	4	10,0	4	705	2820
	50A	5	8,0	18	70	1260
	50A	6	8,0	4	126	504
	50A	7	8,0	20	150	3000
	50A	8	8,0	4	129	516
	50A	9	10,0	4	545	2180
	50A	10	8,0	35	212	7420
	50A	11	8,0	10	174	1740
	50A	12	8,0	8	VAR	1280
	50A	13	8,0	2	126	252
	50A	14	8,0	2	146	292

RESUMO AÇO CA 50-60			
AÇO	BIT (mm)	COMP. (m)	PESO (kg)
50A	8,0	163	66
50A	10,0	65	41
50A	25,0	34	134

Peso Total (1x) =	241 kg
Peso Total (8x) =	1928 kg

Pavimento	Quant	Volume m3	Área de forma m2
ARQUIBANCADA	1	1,34	12,09
TOTAIS	8	10,72	96,72

VJ06 (x8)

ARMADURA

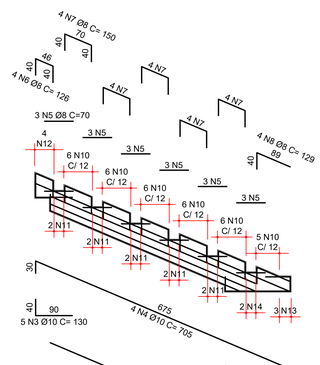

SEÇÃO A

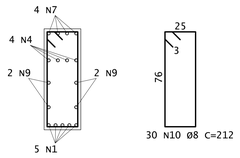

SEÇÃO B

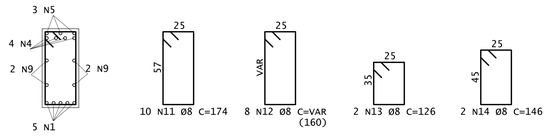

VJ07 (x4)

ELEVAÇÃO

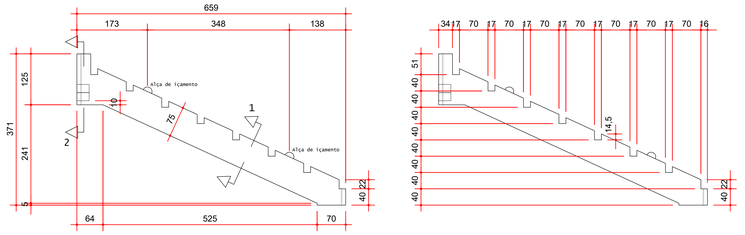

PLANTA

SEÇÃO 1

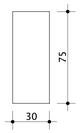

SEÇÃO 2

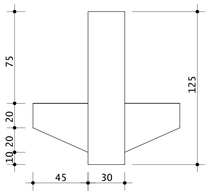

FURO INICIAL
(38 mm)

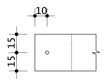

FURO FINAL
(38 mm)

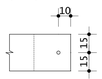

VJ07 (x4)

ARMADURA

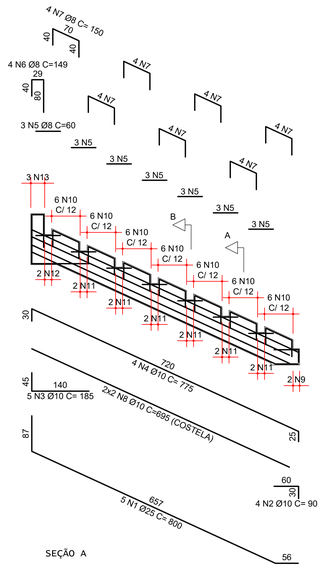

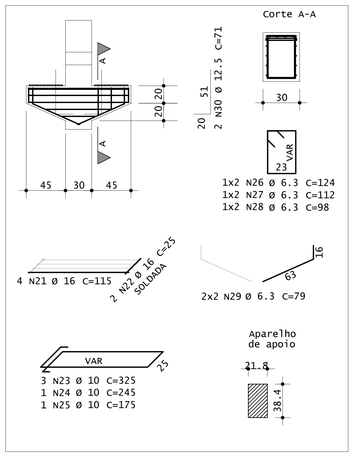

SEÇÃO A

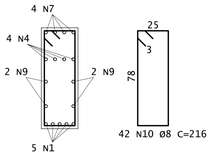

SEÇÃO B

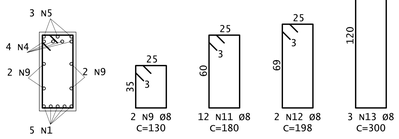

	AÇO	POS	BIT (mm)	QUANT	COMPRIMENTO UNIT (cm)	COMPRIMENTO TOTAL (cm)
VJ07						
	50A	1	25,0	5	800	4000
	50A	2	10,0	4	90	360
	50A	3	10,0	5	185	925
	50A	4	10,0	4	775	3100
	50A	5	8,0	21	60	1260
	50A	6	8,0	4	149	596
	50A	7	8,0	28	130	3640
	50A	8	10,0	4	695	2780
	50A	9	8,0	2	150	300
	50A	10	8,0	42	216	9072
	50A	11	8,0	12	180	2160
	50A	12	8,0	2	198	396
	50A	13	8,0	3	300	900
	50A	21	16,0	4	115	460
	50A	22	16,0	2	25	50
	50A	23	10,0	3	325	975
	50A	24	10,0	1	245	245
	50A	25	10,0	1	175	175
	50A	26	6,3	2	124	248
	50A	27	6,3	2	112	224
	50A	28	6,3	2	98	196
	50A	29	6,3	4	79	316
	50A	30	12,5	2	71	142

RESUMO AÇO CA 50-60			
AÇO	BIT (mm)	COMP. (m)	PESO (kg)
50A	6,3	10	3
50A	8,0	184	74
50A	10,0	86	54
50A	12,5	2	2
50A	16,0	6	9
50A	25,0	40	160

Peso Total (1x) =	302 kg
Peso Total (4x) =	1208 kg

Pavimento	Quant	Volume m3	Área de forma m2
ARQUIBANCADA	1	1,58	14,12
TOTAIS	4	6,32	56,48

VJ08 (x2)

ELEVAÇÃO

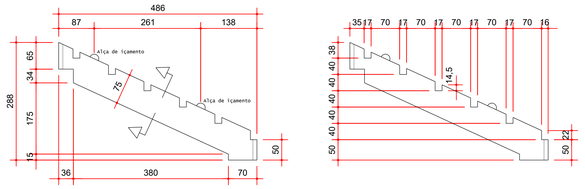

PLANTA



SEÇÃO

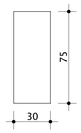

FURO INICIAL
(38 mm)

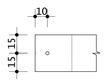

FURO FINAL
(38 mm)

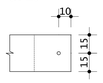

	AÇO	POS	BIT (mm)	QUANT	COMPRIMENTO UNIT (cm)	COMPRIMENTO TOTAL (cm)
VJ08						
	50A	1	25,0	5	540	2700
	50A	2	10,0	8	100	800
	50A	3	10,0	5	135	675
	50A	4	10,0	4	589	2356
	50A	5	8,0	15	60	900
	50A	6	8,0	4	113	452
	50A	7	8,0	20	150	3000
	50A	8	10,0	4	480	1920
	50A	9	8,0	2	150	300
	50A	10	8,0	30	216	6480
	50A	11	8,0	10	180	1800
	50A	12	8,0	3	VAR	522

RESUMO AÇO CA 50-60			
AÇO	BIT (mm)	COMP. (m)	PESO (kg)
50A	8,0	135	54
50A	10,0	58	37
50A	25,0	27	108

Peso Total (1x) =	199 kg
Peso Total (2x) =	398 kg

Pavimento	Quant	Volume m3	Área de forma m2
ARQUIBANCADA	1	1,12	10,13
TOTAIS	2	2,24	20,26

VJ08 (x2)

ARMADURA

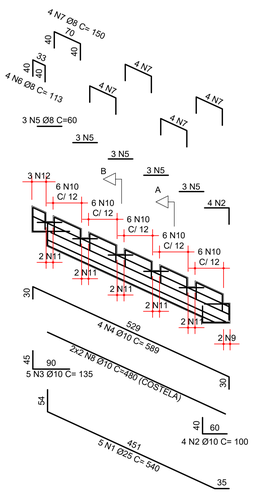

SEÇÃO A

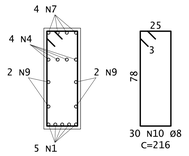

SEÇÃO B

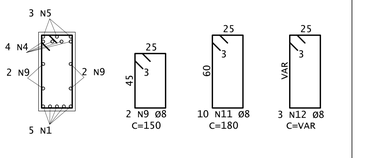

WELIGTONN RENANN TAVARES: 00959132970

Assinado digitalmente por WELIGTONN RENANN TAVARES:00959132970
DN: C=BR, O=ICP-Brasil, OU=VideoConferencia, OU=29196550000100, OU=Secretaria da Receita Federal do Brasil - RFB, OU=RFB e-CPF A1, OU=(em branco), CN=WELIGTONN RENANN TAVARES: 00959132970
Razão: Eu sou o autor deste documento
Data: 2022-04-05 14:37:37

NOTAS DE PROJETO:

1. DIMENSÕES EM CM, EXCETO ONDE INDICADO.
2. O CONCRETO UTILIZADO DEVERÁ SER DA CLASSE C30 CONFORME DISCRIMINADO NA NBR 6118 (ABNT, 2014).
3. A MOVIMENTAÇÃO DAS LAJES DE ARQUIBANCADA SOMENTE PODE SER REALIZADA QUANDO O CONCRETO ATINGIR RESISTÊNCIA À COMPRESSÃO (fcj) DE 21 MPa.
4. A ESTABILIDADE DAS ARQUIBANCADAS E DA ESTRUTURA, DURANTE O PROCESSO CONSTRUTIVO, DEVERÁ SER AVALIADA PELO CONSTRUTOR.

REV	DESCRIÇÃO	DESENHO	APROV.	DATA
2	TABELA DE VOLUME E ÁREA DE FORMA	PJC	PJC	25/03/2022
1	REVISÃO GERAL	PJC	PJC	20/09/2019
0	INICIAL	PJC	PJC	23/08/2019

Projeto estrutural

PROJECALC ENGENHARIA

CURITIBA - PR (41) 3013-4787

ENGº CIVIL WELIGTONN RENANN TAVARES
CREA PR 109269/D
contato: wrtavares@projecalc.com.br

ENGº CIVIL MATHEUS GALDINO DA SILVA
CREA PR 134229/D
contato: matheus@projecalc.com.br

Obra

GINÁSIO DE ESPORTES PATO BRANCO

PROJETO EXECUTIVO

FORMAS E ARMADURAS - VIGAS JACARÉ

VJ06, VJ07 E VJ08

Proprietário
PREFEITURA MUNICIPAL DE PATO BRANCO

Endereço
RUA BENJAMIN BORGES, BAIRRO FRARON, PATO BRANCO - PR

Escala: INDICADA

Data: 09/2019

NÚMERO
D-032-CJ-004