P50

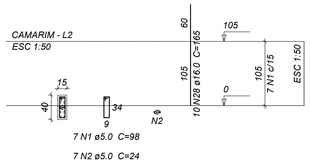

P53

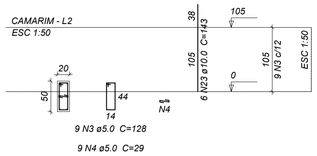

P58

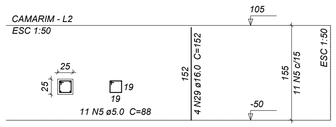

P62

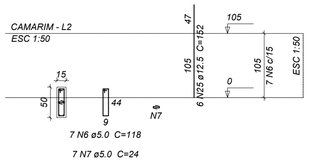

P63

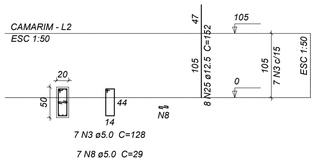

P66

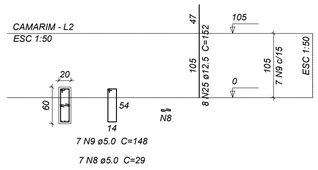

P68

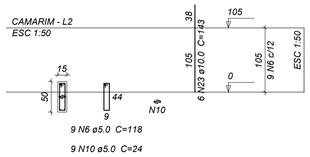

P69

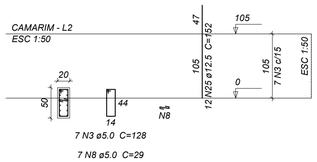

P77

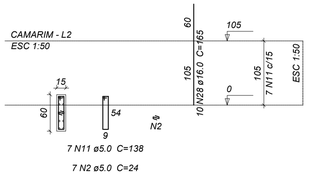

P82

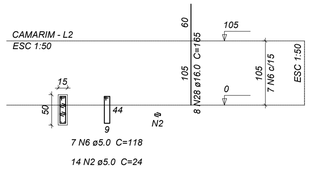

P86

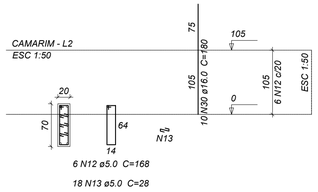

P89

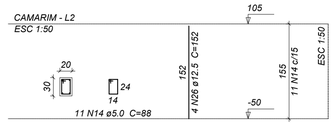

P92

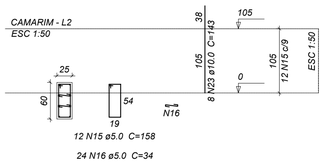

P96

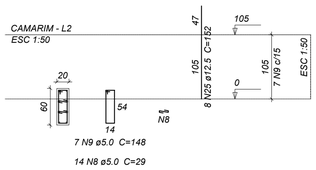

P97

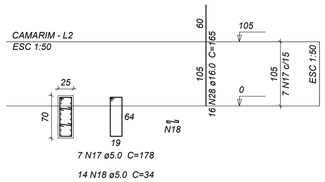

P98

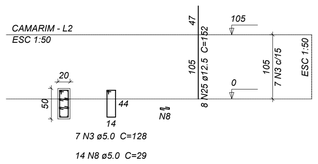

P100=P101

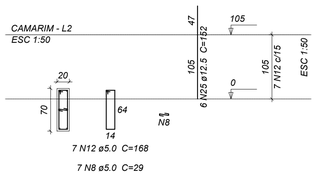

P103

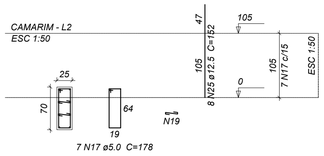

P1

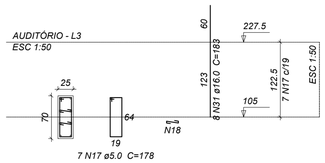

P2

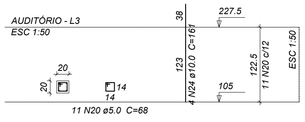

P8=P105

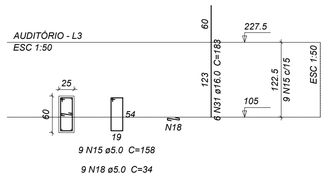

P102

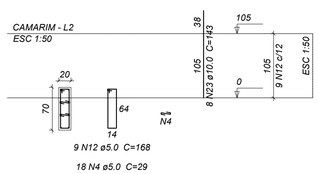

P3

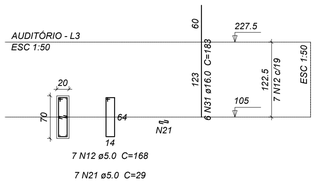

P4

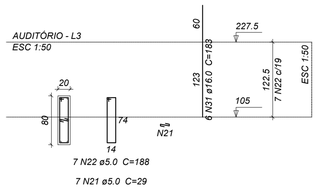

P5

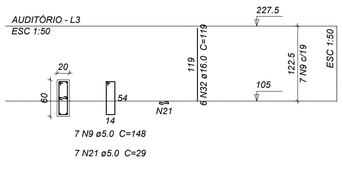

P6

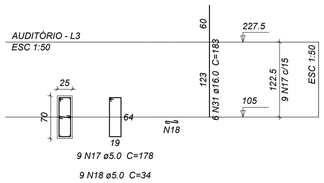

P9=P106

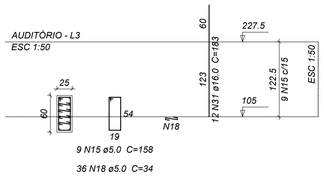

P10=P12=P107

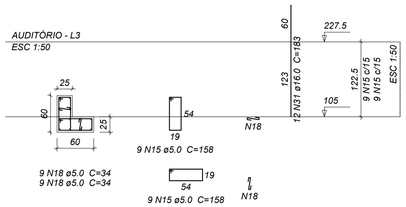

P11=P108

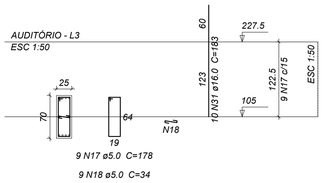

P13=P35

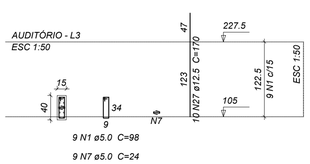

P7=P104

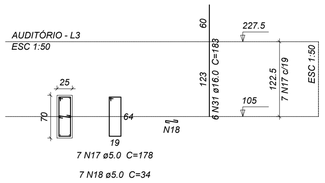

NOTAS GERAIS

1 - DIMENSÕES EM CENTÍMETRO, ELEVAÇÕES EM METRO E BITOLAS DOS FERROS EM MILIMETROS EXCETO INDICAÇÃO CONTRÁRIA.

2 - TENSÃO PARA O CONCRETO:
CONCRETO ESTRUTURAL fck=25 MPa
CONCRETO MAGRO fck=10 MPa

3 - AÇO CA50, fyk=5000 kgf/cm²
CA60, fyk=6000 kgf/cm²

4 - EXECUTAR PASSAGENS PARA TUBULAÇÕES DE ÁGUA, ESGOTO E ELETRICIDADE. NÃO SERÁ PERMITIDO NENHUMA TUBULAÇÃO DENTRO DOS ELEMENTOS ESTRUTURAIS, EXCETO AS PREVISTAS EM PROJETO;

5 - REALIZAR ENSAIOS DE COMPRESSÃO EM CORPO DE PROVA PARA ASSEGURAR A RESISTÊNCIA FINAL DO CONCRETO;

6 - DIMENSÃO MÁXIMA DO AGREGADO RECOMENDADA DE 19mm;

7 - DOSAGEM DO CONCRETO: PARA EVITAR SEGREGAÇÃO, DEVEM SER CONSIDERADAS AS PROPRIEDADES:
ESTABILIDADE - EXSUDAÇÃO E SEGREGAÇÃO
MOBILIDADE - VISCOSIDADE, COESÃO E ANGULO DE ATRITO INTERNO
COMPACIDADE - DENSIDADE
NECESSITANDO, PORTANTO, DE UM ESTUDO EM FUNÇÃO DOS MATERIAIS A SEREM UTILIZADOS;

8 - CURA DO CONCRETO: FUNÇÃO DO TIPO DE CIMENTO UTILIZADO E DA EXPOSIÇÃO AOS INTEMPERISMOS.
A CURA DEVE SER DE:
7 DIAS PARA CONCRETO COM CIMENTO PORTLAND
10 DIAS PARA CONCRETO COM CIMENTO ALTO FORNO
28 DIAS PARA CONCRETO COM CIMENTO POZOLÂNICO
CONSERVAR ÚMIDAS AS PARTES CONCRETADAS DURANTE O TEMPO DE CURA

9 - COBRIMENTO MÍNIMO DAS ARMADURAS:
VIGAS e PILARES = 3,0cm
LAJES = 2,5cm
O RECOBRIMENTO DEVERÁ SER GARANTIDO COM O USO DE ESPAÇADORES

10 - FATOR ÁGUA/CIMENTO DO CONCRETO: AC ≤ 0,60

11 - CONFRONTAR AS MEDIDAS DO PROJETO ESTRUTURAL COM O PROJETO ARQUITETÔNICO;

12 - EM CASO DE DÚVIDAS CONSULTAR O CALCULISTA.

Relação do aço

Auditório: P1, P2, P3, P4, P5, P6, 2xP7, 2xP8, 2xP9, 3xP10, 2xP11, 2xP13

Camarim: P50, P53, P58, P62, P63, P66, P68, P69, P77, P82, P86, P89, P92, P96, P97, P98, 2xP100, P102, P103

AÇO	N	DIAM	Q	UNIT (cm)	C.TOTAL (cm)
CA60	1	5.0	25	98	2450
	2	5.0	28	24	672
	3	5.0	30	128	3840
	4	5.0	27	29	783
	5	5.0	11	88	968
	6	5.0	23	118	2714
	7	5.0	25	24	600
	8	5.0	63	29	1827
	9	5.0	21	148	3108
	10	5.0	9	24	216
	11	5.0	7	138	966
	12	5.0	36	168	6048
	13	5.0	18	28	504
	14	5.0	11	88	968
	15	5.0	102	158	16116
	16	5.0	24	34	816
	17	5.0	62	178	11036
	18	5.0	213	34	7242
	19	5.0	14	34	476
	20	5.0	11	68	748
	21	5.0	21	29	609
	22	5.0	7	188	1316
CA50	23	10.0	28	143	4004
	24	10.0	4	161	644
	25	12.5	70	152	10640
	26	12.5	4	152	608
	27	12.5	20	170	3400
	28	16.0	44	165	7260
	29	16.0	4	152	608
	30	16.0	10	180	1800
	31	16.0	130	183	23790
	32	16.0	6	119	714

Resumo do aço

AÇO	DIAM	C.TOTAL (m)	PESO (kg)
CA50	10.0	46.5	28.7
	12.5	146.5	141.1
	16.0	341.8	539.3
CA60	5.0	640.3	98.7
PESO TOTAL			
CA50	709.1		
CA60	98.7		

Vol. de concreto total (C-25) = 5.97 m³
Área de forma total = 73.91 m²

RAIO DE CURVATURA DAS BARRAS		CONCRETO ADOTADO
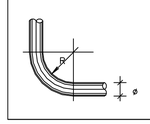	ø / R (cm): 12.5 / 10; 16.0 / 12; 20.0 / 15; 25.0 / 19	fck = 25 MPa; fcj=fck+1,65 x 4 MPa, 5.5 MPa, 7 MPa; DE ACORDO COM O ITEM 8.3.1.2 DA NBR-6118

ATUALIZAÇÃO:			
05			
04			
03			
02			
01			
Nº.	DESCRIÇÃO	RESP.	DATA

ASSINATURA DO PROPRIETÁRIO DO PROJETO

ASSINATURA DO AUTOR DO PROJETO

CARIMBOS P.M.P.B SECRETARIA DE PLANEJAMENTO URBANO E SAÚDE PÚBICA

MUNICÍPIO DE PATO BRANCO
Secretaria de Planejamento Urbano

OBRA: TEATRO MUNICIPAL NAURA RIGON

ESPECIFICAÇÃO:
ESTRUTURAL

AREA TOTAL: 2.164,95 m² | ESCALA: Indicada | DATA: 04/09/2019 | DESENHO

FRANCHA A1

AUTOR DO PROJETO ARQUITETO E URBANISTA
STEPHANIE POLETINI DE SOUZA
CAU A132463-2

AUTOR DO PROJETO ARQUITETO E URBANISTA
DIEGO LEOPOLDINO LEITE
CAU A1322680

PROPRIETÁRIO
Município de Pato Branco
CNPJ: 76.995.448/ 0001/54

QUADRA: 191 | LOTE: 03 a 14

ENDEREÇO DA OBRA
Jacuiriti, 450, Bairro Pantanello, Pato Branco - PR.

VERSÃO | ALTERAÇÃO